

# ZQ600 Plus Series Product Comparison

## What's new in the ZQ600 Plus?



### Next generation design

High resolution color display makes configuration and operation a snap — color alerts let workers see printer status at a glance

Multiple mechanical design improvements increase robustness

High-grade, impact-resistant resin used on all models — one of the toughest plastics available



### The latest wireless connections

802.11ac and the latest security protocols for fast, reliable and secure printing

802.11r fast roaming for seamless access while on the move

Bluetooth® 4.2 Classic and Low Energy



### Superior battery technology

33% higher capacity standard battery than the QLn — workers can do more on a single charge

Patented Power Smart Print Technology Rev. 2 saves 20-30% battery power and improves print quality under extreme conditions



### Sleep mode with instant wake-up

Eliminates printer reboots that drain productivity

Instant wake-up over Wi-Fi, as well as Bluetooth



### More standard features for more value

256 MB RAM and 512 MB Flash to support firmware upgrades and new Print DNA tools for years to come

Printhead diagnostics for remote visibility

New modern Asian fonts



### RFID technology


Print and encode RFID tags and labels when and where you need them. RFID calibrate only once when using the same media type

## What is the ZQ600 Plus Series?



With a million in use throughout retail stores, hospitals and warehouses, the QLn Series made its mark in mobile printing history. Now, it's doing it again, as the new ZQ600 Plus Series. The ZQ600 Plus takes the popular QLn platform and makes it even better — adding advanced technology that drives productivity, ease-of-use and manageability to a new level. The ZQ600 Plus Series offers a large color display, faster wireless connections, sleep mode with instant wake-up, class-leading battery technology, RFID capabilities and much more. The ZQ600 Plus — the next evolution in the gold standard for mobile printing.



## Feature Comparison: ZQ600 Plus Series vs. QLn Series

Feature	ZQ600 Plus Series	QLn Series
		
<b>User Interface</b>		
Display	Color LCD, 240 x 288 pixels	Black and white LCD, 128 x 240 pixels
Navigation	5 navigation buttons The ZQ600 Plus offers the same navigation as the QLn to ease the learning curve	
<b>Battery and Power</b>		
Standard Battery	ZQ610 Plus and ZQ620 Plus: 3250 mAh ZQ630 Plus: 6800 mAh	2450 mAh
Power Smart Print Technology	Yes: Rev 2 — provides improved print quality under extreme conditions, e.g. low battery and cold temps	Yes: Rev 1
Power Path	Yes — reduces battery wear and tear when printer is plugged into a power source	No
Sleep Mode with Instant Wake-up	Sleep mode with instant wake-up supported on both Wi-Fi and Bluetooth (eliminates reboot times)	No
<b>Connectivity</b>		
Wi-Fi	802.11ac with 802.11r fast roaming	802.11a/b/g/n
Bluetooth	Bluetooth 4.2 Classic and Low Energy	Bluetooth 3.0
<b>Environmental</b>		
Mechanical Design Improvements	Yes — several mechanical design improvements to increase printer robustness	N/A
Higher-Grade, Impact-Resistant Resin	Yes — on both retail and healthcare models	Yes — available on healthcare models only
<b>Other</b>		
Memory	256 MB RAM, 512 MB Flash	128 MB RAM, 256 MB Flash
Fonts	New modern Asian fonts	Limited Asian fonts
Printhead diagnostics	Yes	No

## Feature Comparison: ZQ630 Plus RFID vs. ZQ521 RFID

Feature	ZQ630 Plus RFID	ZQ521 RFID
 		
<b>RFID</b>		
Support for EPC Gen2v2, ISO 18000-63 and RAIN RFID Protocols	Yes	Yes
Supports RFID media Calibration	Yes	Yes
Global Certifications	Yes	Yes
Channel Availability	Yes	Yes
<b>User Interface</b>		
Display	Color LCD, 240 x 288 pixels	Simple LCD with large icons for battery and wireless status
Navigation	5 navigation buttons The ZQ600 Plus offers the same navigation as the QLn to ease the learning curve	Large, 3-button user interface
<b>Battery and Power</b>		
Standard Battery	6800 mAh	3250 mAh
Power Smart Print Technology	Yes: Rev 2 — provides improved print quality under extreme conditions, e.g. low battery and cold temps	Yes: Rev 2 — provides improved print quality under extreme conditions, e.g. low battery and cold temps
Power Path	Yes — reduces battery wear and tear when printer is plugged into a power source	Yes — reduces battery wear and tear when printer is plugged into a power source
Sleep Mode with Instant Wake-up	Yes	Yes
<b>Connectivity</b>		
Wi-Fi	802.11ac with 802.11r fast roaming	802.11ac with 802.11r fast roaming
Bluetooth	Bluetooth 4.2 Classic and Low Energy	Bluetooth 4.1
<b>Environmental</b>		
IP Rating	IP54	IP54 (IP65 with exoskeleton case)
Drop Testing	ZQ610 Plus, ZQ620 Plus: 5 ft. / 1.52 m to concrete ZQ630 Plus: 6 ft. / 1.83 m to concrete	6.6 ft. / 2 m to concrete
Tumble Testing	No	Yes 1300 free falls from 3.3 ft. / 1 m
MIL-STD 810g	No	Yes for shock, vibration, temperature
<b>Other</b>		
Memory	256 MB RAM, 512 MB Flash	256 MB RAM, 512 MB Flash
Fonts	New modern Asian fonts	New modern Asian fonts
Printhead Diagnostics	Yes	Yes



**NA and Corporate Headquarters**  
+1 800 423 0442  
inquiry4@zebra.com

**Asia-Pacific Headquarters**  
+65 6858 0722  
contact.apac@zebra.com

**EMEA Headquarters**  
zebra.com/locations  
contact.emea@zebra.com

**Latin America Headquarters**  
+1 847 955 2283  
la.contactme@zebra.com